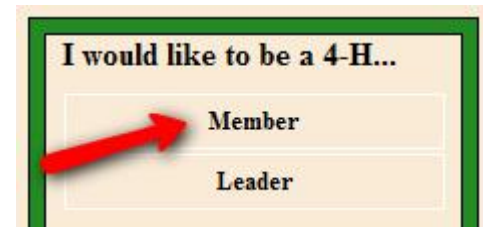


Introduction

- Beginning now, counties can offer the option for interested youth to initiate the enrollment process online.

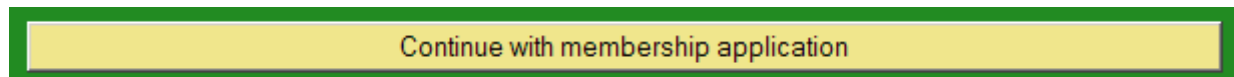
Getting Started:

- To get started, you will can either use a “direct” URL available here: www.fourh.umn.edu/4h4me, from you r county 4-H website: www.fourh.umn.edu/offices.asp or possibly from an e-mail you received. If you have that URL, skip down to the next section “Learning about clubs”
- If you do not have a “direct” URL, you can start at the home page of the www.4h4me.com website.
- Click on “Member” under “I would like to be a...”
- On the resulting screen, click “Sign Up Now”
- Select “MN” and click on “I have selected my State and know my County”
- Select your County and then click on “Submit”



Learning About Clubs:

- This next screen allows you to better get to know the clubs in your county. Click on each club you might be interested in.
- When done, scroll down and click on “Continue with membership application”

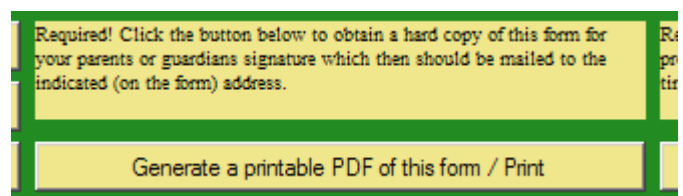


Submitting Information:

- On the resulting screen, fill in the requested information
- Click “Check my Information” to verify the data entered
- Once verified, you can (optionally) print your information
- Click on “Proceed with application”
- Verify information one more time, then proceed by clicking on “Continue to Parental Permission Form”

Parental Authorization Form:

- As part of enrollment, all MN 4-H must have a hard copy, signed Parental Authorization Form on file. This form is what appears online at this point, with your contact information prefilled in.
- To proceed with the enrollment process, click on the button “Start” and note the message that browser popup blockers must be turned OFF for this form to be appear.
- Click on “Generate a printable PDF of this form” to create the PDF that can be printed, signed and mailed to the address indicated at the top of the form. Then click the “Finish” button



Finalizing:

- When you form has been received and processed, you will get an e-mail that will instruct you to complete the “Annual Enrollment Tasks” (found at www.fourh.umn.edu/4h4me) so that your enrollment data will be complete.